

Fit Up Gear Products Order Form

FIT UP GEAR ITEMS: (All pricing is per EACH item not per crate/carton)

| | PART # | LIST | QTY | Sub Total |
|--|----------------------|------|-----|-----------|
| Key Plate | KP-F3 | | | |
| Key Plate Cup Shoe Style (Welded) Heavy Duty | KP-CS | | | |
| 90 Degree Key Plate | KP-90 | | | |
| Hinged Key Plate | KP-HN | | | |
| Poison Pads 304 Stainless Steel - Sold in SETS of two | SSPP | | | |
| Key Plate w/ pair of 304 Stainless Steel Poison Pads tacked in place | KPSS | | | |
| Bull Pin | BP-HT | | | |
| Bull Pin 304 Stainless Steel Version | BP-SS | | | |
| Carbon Steel Bull Pins WITH lanyard attached | BP-W-LAN | | | |
| Stainless Steel Bull Pins WITH lanyard attached | BPSS-W-LAN | | | |
| Blank Nut - 2"x2"x3/8" - 200 / Carton | BN-238 | | | |
| Blank Nut - 2"x2"x3/4" - 100 / Carton | BN-234 | | | |
| Blank Nut - 2"x2"x1" - 80 / Carton | BN-210 | | | |
| Blank Nut 304 Stainless Steel Version - 2"x2"x3/8" - 200 / Carton | BN-238SS | | | |
| Blank Nut 304 Stainless Steel Version - 2"x2"x3/4" - 100 / Carton | BN-234SS | | | |
| Blank Nut 304 Stainless Steel Version - 2"x2"x1" - 80 / Carton | BN-210SS | | | |
| U-Bar - 5/8" x 5/8" x 6 1/2" Carbon Steel | UB-586 | | | |
| U-Bar 304 Stainless Steel Version - 5/8" x 5/8" x 6 1/2" | UB-586SS | | | |
| Key Shim - 3/32" for 3/16"-1/2" Plate (More sizes available-see chart online) | KS-1-A | | | |
| Key Shim - 3/32" for 1/2"-3/4" Plate (More sizes available-see chart online) | KS-2-A | | | |
| Key Shim - 3/32" for 3/4"-1" Plate (More sizes available-see chart online) | KS-3-A | | | |
| Key Shim - 1/8" for 3/16"-1/2" Plate (More sizes available-see chart online) | KS-1-B | | | |
| Key Shim - 1/8" for 1/2"-3/4" Plate (More sizes available-see chart online) | KS-2-B | | | |
| Key Shim - 1/8" for 3/4"-1" Plate (More sizes available-see chart online) | KS-3-B | | | |
| Key Shim - 1/8" for 1"-1 1/4" Plate (More sizes available-see chart online) | KS-4-B | | | |
| Key Shim - 5/32" for 1/2"-3/4" Plate (More sizes available-see chart online) | KS-2-C | | | |
| Key Shim - 3/32" for 3/16"-1/2" Plate 304 Stainless Steel Version | KS-1-ASS | | | |
| Key Shim - 1/8" for 3/16"-1/2" Plate 304 Stainless Steel Version | KS-1-BSS | | | |
| Key Shim - 5/32" for 1/2"-3/4" Plate 304 Stainless Steel Version | KS-2-CSS | | | |
| Key Shim - 5/32" for 3/4"-1" Plate 304 Stainless Steel Version | KS-3-CSS | | | |
| WEDGE Key Shim - 3/32" Thick for 1/4" - 1" Plate | WKS-A | | | |
| WEDGE Key Shim - 1/8" Thick for 1/4" - 1" Plate | WKS-B | | | |
| WEDGE Key Shim - 5/32" Thick for 1/4" - 1" Plate | WKS-C | | | |
| WEDGE Key Shim - 1/4" Thick for 1/4" - 1" Plate | WKS-D | | | |
| WEDGE Key Shim - 3/32" Thick for 1/4" - 1" Plate - Stainless Steel | WKS-ASS | | | |
| WEDGE Key Shim - 1/8" Thick for 1/4" - 1" Plate - Stainless Steel | WKS-BSS | | | |
| WEDGE Key Shim - 5/32" Thick for 1/4" - 1" Plate - Stainless Steel | WKS-CSS | | | |
| WEDGE Key Shim - 1/4" Thick for 1/4" - 1" Plate - Stainless Steel | WKS-DSS | | | |
| WEDGE Pin - Carbon Steel | WP | | | |
| WEDGE Pin - Stainless Steel | WP-SS | | | |
| Shim Pin | SP-345 | | | |
| Shim Pin 304 Stainless Steel Version | SP-344SS | | | |
| Bracket Strap | BS-214 | | | |
| Bracket Strap 304 Stainless Steel Version | BS-214SS | | | |
| Key Channels | KC-45 | | | |
| Fit Up Bar - Crowbar 30" Gooseneck Style | FUB-30GN | | | |
| Fit Up Bar - Connecting Bar 32" | FUB-CB32 | | | |
| Fit Up Bar - Gooseneck style 40" | FUB-39GN | | | |
| Fit Up Bar - Crowbar 40" w/ 40 degree bend | FUB-40 | | | |
| Fit Up Bar - Crowbar 40" w/ 40 degree bend 304 Stainless Steel | FUB-40SS | | | |
| Fit Up Bar - Sheet Mokum Bar 46 1/8" | FUB-MOKUM | | | |
| Fit Up Bar - Crowbar 48" Gooseneck Style | FUB-48GN | | | |
| Fit Up Bar - Crowbar 42" with gripping teeth | FUB-GATOR | | | |
| Fit Up Bar - Crowbar 53" | FUB-CB53 | | | |
| Fit Up Bar - Bracket Strap Mokum Bar 38" | FUB-BSMOKUM | | | |
| Vacuum Box 30" Flat | VB30 | | | |
| Vacuum Box 30" Corner | VB30C | | | |
| Vacuum Box 18" Flat | VB18 | | | |
| Vacuum Box 18" Corner | VB18C | | | |
| Vacuum Box 30" Flexible | VB30FX | | | |
| Vacuum Box 3 Way Inside Corner Vacuum Box | VB3WIC | | | |
| Vacuum Box 24" Flat Boat Tail | VB24BT | | | |
| Vacuum Pump - Air Flow 26.5" Mercury; 110 Volt; 13 PSI | VB-PUMP | | | |
| Vacuum Box Replacement Gaskets (all sizes available) | various sizes | | | |
| Vacuum Box Replacement Venturi Complete Assembly | VB-VenturiComp | | | |
| ALL Vacuum Box Replacement Parts avaiible. Please call/email for specific items | various parts/prices | | | |
| Welder's Windshield with Magnets (Available w/ suction cups for Stainless ww-sc) | WW-1 or WW-SC | | | |
| Flux Belt 39" | FB-39-4-X5 | | | |
| Flux Belt 41" | FB-41-4-X5 | | | |
| Tank Trolley - SM/RTC | SM/RTCTankTrolley | | | |
| Fit Up Gear Tool Basket | FUG-BOX | | | |

| | | | | |
|--|----------------------|--------------------|-------------------|--|
| Stainless Steel 4lb Hammer 14" OAL | 4lbSS SLEDGE | | | |
| Stainless Steel 8lb Hammer 14" OAL | 8LBSS SLEDGE | | | |
| F-Clamp 12" | FC2612 | | | |
| F-Clamp 24" | FC5224 | | | |
| Money Maker Wedges 12" X 2" X 2" | MM-1 | | | |
| Money Maker Wedges 8" X 1 1/4" X 1 1/4" | MM-2 | | | |
| Small Multi-Purpose Wedge | MP-WEDGE | | | |
| Pin Lok Scaffolding Boards 10-foot Boards (10' x 10" x 2") | PS1095 | | | |
| Pin Lok Scaffolding Boards 12-foot Boards (12' x 10" x 2") | PS1295 | | | |
| Finger Bar, Carbon Steel 6" x 2" x 1/4" | FB-1426 | | | |
| Finger Bar, Stainless Steel 6" x 2" x 1/4" (also available in Aluminum FB1426AL) | FB-1426SS | | | |
| Inspirator | PBI | | | |
| Propane Blast Nozzle | PBN | | | |
| Gas Surge Preventer - GSP-Available in 7 sizes (see chart in catalog or online for part #) | GSP- ? | | | |
| Rotary Ground Clamp | GC-1200 | | | |
| Gunny Dog Complete SET with Dog, Shim and Block (parts sold seperatly as well) | GD-15 | | | |
| <u>NO-MAR MAGNETIC ITEMS:</u> | <u>PART #</u> | <u>LIST</u> | <u>QTY</u> | |
| T-Rex I / T Beam clamp 3'-8" flanges | Trex-38 | | | |
| Pac-Man Block (Pac-Man Configuration Adders Below) | PMB | | | |
| Pac-man swivel hook | PMB-SH | | | |
| Pac-Man Blank nut | PMB-BN | | | |
| Bulkhead brace 84" (7') Standard length, 2 yoke ends, 2 jam nuts, and 2 fix pins | BB-84 | | | |
| Bulkhead brace 120" (10') Standard length, 2 yoke ends, 2 jam nuts, and 2 fix pins | BB-120 | | | |
| Bulkhead Brace Fix Pins | BB-FP | | | |
| Bulkhead Brace Magnet with (1) BN-210 Blank Nut with (1) XBAM-L-1000 Magnet | FUGX-H-1-BN | | | |
| Custom Magnetic Pusher w/ (1) XBAM-L-1000 Magnet; Screw Clamp and Side Pusher Device | FUGX-H-1-SC2 | | | |
| Custom Magnetic Pusher w/ (2) XBAM-L-1000 Magnets; Screw Clamp and Side Pusher Device | FUGX-H-2-SC2 | | | |
| Magnetic pusher 1,000 pound shear capacity | FUGX-H-1-AS-2 | | | |
| Magnetic pull tool 1,500 pound break away | FUGX-TRK | | | |
| SawRay Magnetic cold cutting flush cut self-feeding saw w/ 10" blade 47 lbs | SR-101500 | | | |
| SawRay Blade; 250mm diameter blade, 2mm thick, with 80 teeth | WR-2502080S | | | |
| MagPry Magnetic Pry Bar Version 2 | MPML-V2 | | | |
| Stif-Jak Version 4 w/ Aluminum Body, Steering Wheel & (2) XBAML1000 Magnets | SJ-AL-500SW | | | |
| Big Foot Material Leveler Magnet | BF-2500 | | | |
| Switchable Magnet with 7,500lb Breakaway | BEAST | | | |
| Downforce Magnetic Material Leveling Device | BEASTFOOT | | | |
| Mag Drill 35 Metal Core Drilling Machine | MBD-35 | | | |
| Mag Drill 50 Metal Core Drilling Machine | MBD-50 | | | |
| Cordless Magnetic Drill Press | PMBD-35 | | | |
| Hydraulic Pump-Pusher; 5 Ton (Extension Kit Available Below) | HP-5T | | | |
| Hydraulic Pump-Pusher; 10 Ton (Extension Kit Available Below) | HP-10T | | | |
| Hydraulic Corner Pusher; 5 Ton | HP-5TC | | | |
| 5 Ton HydraPak Extension Kit; Corner End Cap, 220mm & 440MM Extension Bar | HP5T-EXKIT | | | |
| 10 Ton HydraPak Extension Kit; 220mm & 440mm Extension Bar | HP10T-EXKIT | | | |
| Acme Screw Multi-Press System; 3 Ton (see below for feet options) | MPS-3T | | | |
| Multi-Press Magnets - Set of 2 | XBAM-L-1000MP | | | |
| Bulb Feet for Multi-Press System - Set of 2 | MP-BULB | | | |
| Flange Feet for Multi-Press System - Set of 2 | MP-FLANGE | | | |
| Replacement Track Magnet - Assembly | TMA | | | |
| 90 Degree Fixed Magnetic Angle w/ 150lb Breakaway 5" x 5" | RA55-150AL | | | |
| 90 Degree Fixed Magnetic Angle w/ 500lb Breakaway 4" x 5" | RA45-500AL | | | |
| 90 Degree Fixed Magnetic Angle with 750lb Breakaway 4" x 5" | RA45-750 | | | |
| 90 Degree Fixed Magnetic Angle w/ 500lb Breakaway 6" x 8" | RA68-500AL | | | |
| 90 Degree Fixed Magnetic Angle w/ 500lb Breakaway 6" x 8" | RA68-750 | | | |
| 90 Degree Fixed Magnetic Angle w/ 500lb Breakaway 10" x 12" | RA1012-500 | | | |
| 90 Degree Fixed Magnetic Angle w/ 750lb Breakaway 10" x 12" | RA1012-750 | | | |
| 90 Degree Fixed Magnetic Angle w/ 1500lb Breakaway 10" x 12" | RA1012-1500 | | | |
| Non-Conductive Plastic "S" Hook, 12" 220lb max load capacity - RED (Hook only) | SH12-220 | | | |
| Ladder Sentry Set includes (2) XBAM-500AL Magnets | LS-500 | | | |
| 2' Trim Bar w/ (2) Switchable Magnets | TB-2 | | | |
| 3' Trim Bar w/ (2) Switchable Magnets | TB-3 | | | |
| 6' Trim Bar w/ (2) Switchable Magnets | TB-6 | | | |
| Ladder Jak w/ (1) XBAM1500 Magnet used to take out high/low of Stiffeners | LJ1500v1 | | | |
| Switchable Magnetic Square with 150lb Breakaway | SQ150IM | | | |
| Switchable Magnetic Square with 450lb Breakaway | SQ450IM | | | |
| Switchable Magnetic Square with 1,000lb Breakaway | SQ1000IM | | | |
| MagnaJig 150lbs Base Magnet Aluminum | XBAM-150AL | | | |
| MagnaJig 500lbs Base Magnet Aluminum | XBAM-500AL | | | |
| Small Heavy Lifter switchable magnet 450lb Lifting Capacity/1,350lb Breakaway | XBAM-L-500 | | | |

| | | | | |
|--|---------------|--|--|--|
| FLAT Lifting Magnet w 1,000lb Lifting Capacity/3,000lb Breakaway min mtl thk 3/32" | XBAM-L-1000 | | | |
| V BOTTOM Lifting Magnet w 1,000lb Lifting Capacity/3,000lb Breakaway min mtl thk 3/32" | XBAM-L-1000V | | | |
| Switchable Magnet with 1,500lb Breakaway | XBAM-1500 | | | |
| FLAT BOTTOM Switchable Magnet with 750lb Breakaway | XBAM-750 | | | |
| V BOTTOM Switchable Magnet with 750lb Breakaway | XBAM-750V | | | |
| Switchable Magnet with 360degree Swivel Hook & 220lb Lifting Cap | XBAM-L-220 | | | |
| Switchable Magnet with 360degree Swivel Hook & 440lb Lifting Cap | XBAM-L-440 | | | |
| Switchable Magnet with Wedge Block | XBAM-MWB-1000 | | | |
| Switchable Magnetic Hand Lifter with 750lb Breakaway V Bottom | XBAM-HL-750VB | | | |
| Switchable Magnetic Variable Angle with 750lb Breakaway | XBAM-VA-750 | | | |
| WE ALSO OFFER THE FULL LINE OF WESTERN TECHNOLOGY LED LIGHTING - CALL FOR INFO | | | | |

Please email to vanessa@fitupgear.com

SUB TOTAL

BILLING Address:
SHIP TO (if different from Billing Address):

| | | | | |
|------------------|-----------------|------------------|----------|--|
| Name: | | Name: | | |
| Company: | | Company: | | |
| Address: | | Address1: | | |
| City: | State/Province: | Address2: | | |
| Zip/Postal Code: | Country: | City: | | |
| Phone: | Fax: | State/Province: | | |
| Email: | | Zip/Postal Code: | Country: | |
| PO Number: | | Contact Phone: | | |

By signing I approve this order total/shipping from Romar/Harbach. Shipping charges are pre-pay and add unless otherwise instructed. Romar accepts Credit Cards
Sign:
Date:

Harbach Marketing (Padeyes) Products Order Form

| <u>PADEYES Carbon Steel:</u> | <u>PART #</u> | <u>LIST</u> | <u>QTY</u> | <u>Sub Total</u> |
|-------------------------------------|----------------------|--------------------|-------------------|-------------------------|
| 1/2 Ton Padeye - Carbon Steel | CSA | | | |
| 1 Ton Padeye - Carbon Steel | CSB | | | |
| 1 1/2 Ton Padeye - Carbon Steel | CSC | | | |
| 2 Ton Padeye - Carbon Steel | CSD | | | |
| 4 3/4 Ton Padeye - Carbon Steel | CSE | | | |
| 6 1/2 Ton Padeye - Carbon Steel | CSF | | | |
| Personal Man Tie-Off | CS-PMTO | | | |

| <u>SHACKLES:</u> | <u>PART #</u> | <u>LIST</u> | <u>QTY</u> | <u>Sub Total</u> |
|-------------------------|----------------------|--------------------|-------------------|-------------------------|
| 1/2 Ton Shackle | SH.5-1019466 | | | |
| 1 Ton Shackle | SH1-1019470 | | | |
| 1 1/2 Ton Shackle | SH1.5-1019471 | | | |
| 2 Ton Shackle | SH2-1019472 | | | |
| 4 3/4 Ton Shackle | SH4.75-1019515 | | | |
| 6 1/2 Ton Shackle | SH6.5-1019533 | | | |

| <u>PADEYES Stainless Steel:</u> | <u>PART #</u> | <u>LIST</u> | <u>QTY</u> | <u>Sub Total</u> |
|--|----------------------|--------------------|-------------------|-------------------------|
| 1/2 Ton Padeye - Stainless Steel | SSA | | | |
| 1 Ton Padeye - Stainless Steel | SSB | | | |
| 1 1/2 Ton Padeye - Stainless Steel | SSC | | | |
| 2 Ton Padeye - Stainless Steel | SSD | | | |
| 4 3/4 Ton Padeye - Stainless Steel | SSE | | | |
| 6 1/2 Ton Padeye - Stainless Steel | SSF | | | |

Please Email Completed Form to: vanessa@fitupgear.com

SUBTOTAL =

Billing Address:

Shipping Address (if diffent):


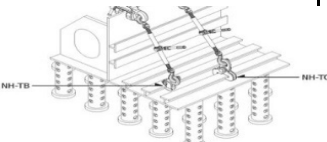

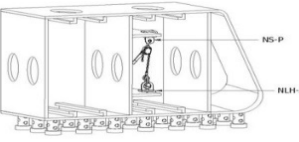

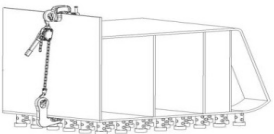

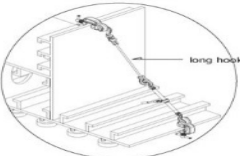

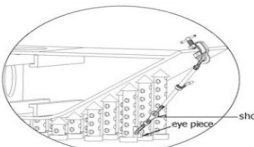




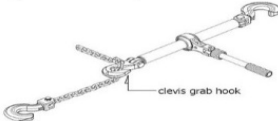

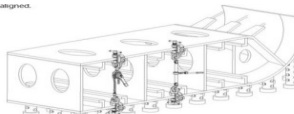
| | | | |
|------------------|----------|---------------|----------|
| Name: | | Site Contact: | |
| Company: | | Company: | |
| Address: | | Address 1: | |
| City: | State: | Address 2: | |
| Zip: | Country: | City: | State: |
| Phone: | Email: | Zip: | Country: |
| PO and/or Job #: | | Phone #: | |

By signing, I warrant and represent that I am authorized to place this order for the named Buyer and that the Buyer approves this order and all shipping charges and agrees to be bound by Harbach Marketing, Inc's Stanard Terms and Conditions of Sale which are viewable at www.padeye.com/term. Shipping is PPA unless otherwise instructed. Harbach accepts all credit cards.



Signature: _____

Date: _____

| NC Part No. | Description | Picture of Part | Usage Picture | Tonnage Rating | FUG List | QTY | Sub Total |
|-------------|---|---|--|----------------|----------|-----|-----------|
| NVC-HW | Setting Clamp |  |  | | | | |
| | | | | 1 | | | |
| | | | | | | | |
| NPC-A | Screw Clamp |  |  | 1 | | | |
| | | | | 1.5 | | | |
| | | | | 2 | | | |
| | | | | 3 | | | |
| | | | | 5 | | | |
| NPC-T | Screw Clamp |  |  | 1.5 | | | |
| | | | | 3 | | | |
| | | | | 5 | | | |
| NPC-Z | Screw Clamp |  |  | 1.5 | | | |
| | | | | | | | |
| NPC-DB | Screw Clamp (Upper eye hook rotates 360 degrees) |  |  | 1.5 | | | |
| | | | | 2 | | | |
| | | | | 3 | | | |
| | | | | 5 | | | |
| NPC-NT | Screw Clamp |  |  | 1.5 | | | |
| | | | | 3 | | | |
| | | | | | | | |
| NPC-SB | Screw Clamp Safety Belt Clamp |  |  | 150kg | | | |
| | | | | 200kg | | | |
| NPC-FS | Screw Clamp |  |  | | | | |
| | | | | 5 | | | |
| | | | | | | | |
| NWR | Wire Clamp |  |  | 2 | | | |
| | | | | 3 | | | |
| | | | | 4 | | | |
| | | | | 5 | | | |
| | | | | 6 | | | |
| NH-TB | Pulling Hook |  |  | | | | |
| | | | | 1.5 | | | |
| | | | | | | | |

| | | | | | | | |
|--------|-----------------|---|--|------|--|--|--|
| NH-TC | Pulling Hook |  |  | 1.5 | | | |
| NLH-A | Pulling Hook |  |  | 2 | | | |
| NHG-NE | Pulling Hook |  |  | 2 | | | |
| NH-AB | Long Hook |  |  | 1m | | | |
| | | | | 1.5m | | | |
| | | | | 2m | | | |
| | | | | 3m | | | |
| | | | | 4m | | | |
| NH-D | Short Hook |  |  | 2 | | | |
| | | | | 3 | | | |
| NRH | Hooks |  | A | 1.5 | | | |
| | | | | 3 | | | |
| | | | B | 1.5 | | | |
| | | | | 3 | | | |
| | | | C | 1.5 | | | |
| | | | | 3 | | | |
| | | | D | 1.5 | | | |
| | | | | 3 | | | |
| | | | E | 1.5 | | | |
| | | | | 3 | | | |
| NH-CC | Chain and Hooks |  |  | 1.5 | | | |
| | | | | 3 | | | |
| NH-C | Chain and Hook |  |  | 1.5 | | | |
| | | | | 3 | | | |
| NRP-A | Ratchet Puller |  |  | 1.5 | | | |
| | | | | 3 | | | |

| | | | | | | | |
|--|--|---|---|--|--|--|--|
| | |  |  | | | | |
|--|--|---|---|--|--|--|--|

| | | | | | | | |
|--------------|--|--|--|-------|--|--|--|
| NRP-B | Ratchet Puller |  |  | 1.5 | | | |
| | | | | 3 | | | |
| NRP-C | Ratchet Puller |  |  | 1.5 | | | |
| | | | | | | | |
| NPR-A | Ratchet Pusher |  |  | 1.5 | | | |
| | | | | | | | |
| NPR-C | Ratchet Pusher |  |  | 1.5 | | | |
| | | | | 3 | | | |
| NPR-S | Ratchet Pusher |  |  | 1.5 | | | |
| | | | | 3 | | | |
| | | | | 5 | | | |
| NPR-PA1 | Ratchet Pusher w/ clamp |  | w/ 1 Clamp | 2 | | | |
| NPR-PA2 | | | w/ 2 clamps | 2 | | | |
| NRC-W-3T-J30 | Push Pull Bar Ratchet Pusher w magnets |   | w/ Lead Screw | 3 | | | |
| NRC-R- | | | w/ Ratchet | 3 | | | |
| NPR-KB | | | w/ Magnet | 1 | | | |
| | | | | | | | |
| NPP-A | Ratchet Press | | Our Model | 1.5 | | | |
| NPP-B | Ratchet Press | | | 1.5 | | | |
| NPP-C | Ratchet Press | | | 1.5 | | | |
| NPP-Z | Ratchet Press | | | 1.5 | | | |
| | | | | TOTAL | | | |

Please fax/email to Vanessa at 281-440-1724 or vanessa@fitupgear.com

BILLING ADDRESS:

SHIP TO ADDRESS:

| | | | |
|-------------------------|------------------------|-----------------------|-------------------------|
| Name: | | Contact Name: | |
| Company: | | Company: | |
| Address: | | Address1: | |
| City: | State/Province: | Address2: | |
| Zip/Postal Code: | Country: | City: | State |
| Phone: | Fax: | Country: | Zip/Postal Code: |
| Email: | | Email: | |
| PO Number: | | Contact Phone: | |

By signing I approve this order total + shipping from Harbach/Romar. Shipping charges will be pre-pay and add unless otherwise instructed.

Sign: